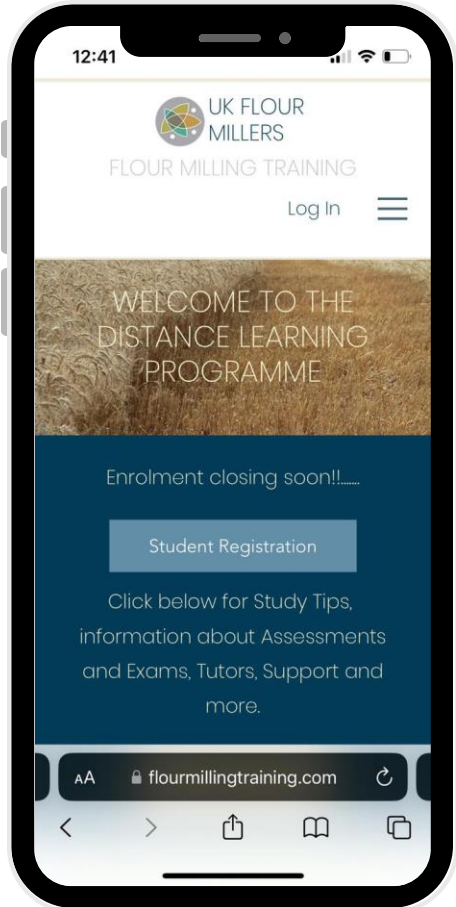




UK FLOUR
MILLERS

Your Guide to Using the Flour Milling Training Website

Welcome to Flour Milling Training



This guide is designed to help you get the most out of your training by showing you how to:

- Access your new training materials quickly and easily.
- Navigate through the key sections of the website, including the Virtual Mill, Tutorials, E-learning materials, and more.
- Find and use the resources available to enhance your learning experience.
- Submit assessments, track your progress, and stay engaged with your studies.

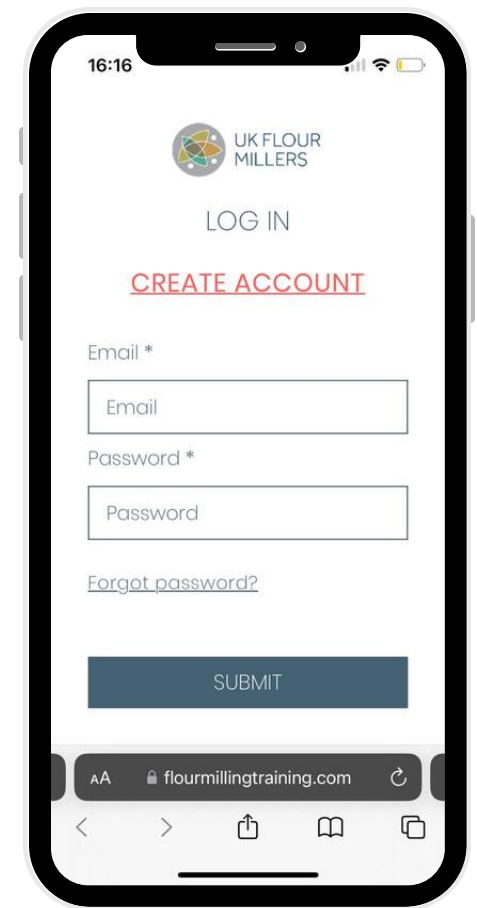
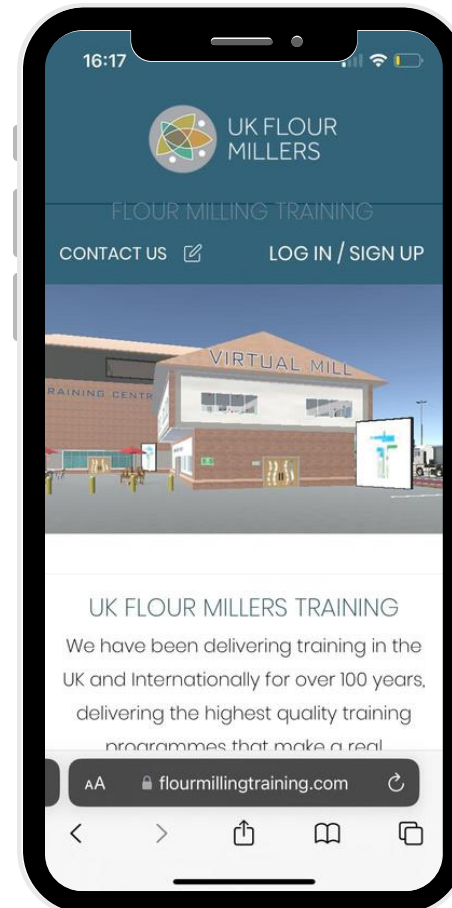
By following this guide, you'll be able to efficiently use the Flour Milling Training website, allowing you to focus on your learning and make the most of the resources at your disposal.

Welcome to Flour Milling Training

To get started, visit
www.flourmillingtraining.com.

Log in using your credentials.

If you have trouble, use the 'Forgot Password' option located at the top right of the screen.



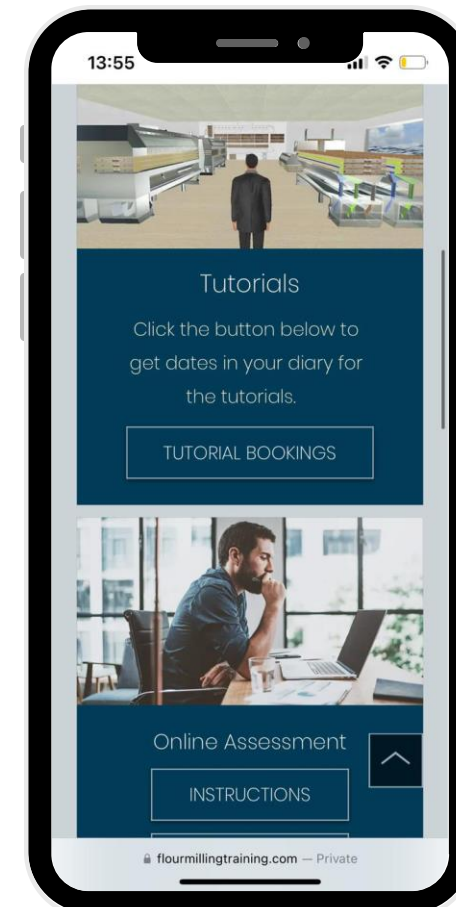


Navigating the Homepage

For the best experience, scroll down the home page screen and select what you would like to access all from this page:

- Tutorials schedule and booking
- Online Manuals
- E-learning
- Glossary
- Assessments
- Virtual Mill*

*Only available on PCs





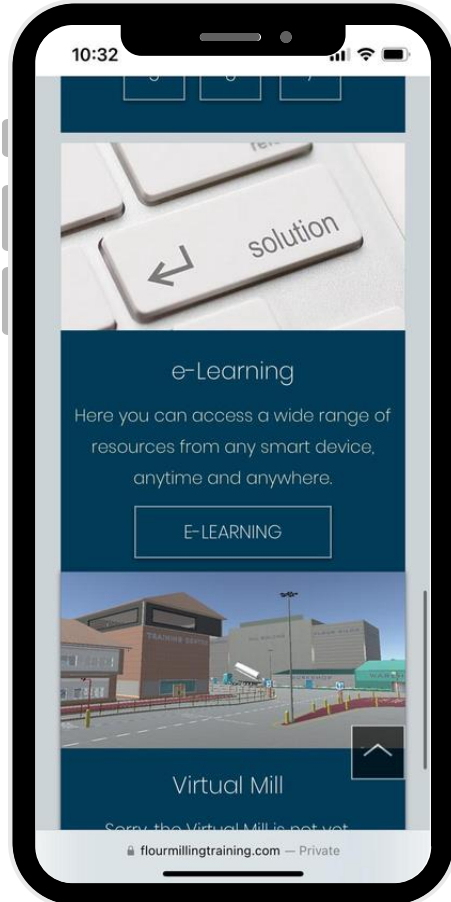
Full Accessibility Across Devices

Fully Accessible Wherever You Are

- Access your **personalised training** on any device—**PC, tablet, or mobile.**
- Complete your training and/or assessments **at a time and place that suits you.**



New for 2024



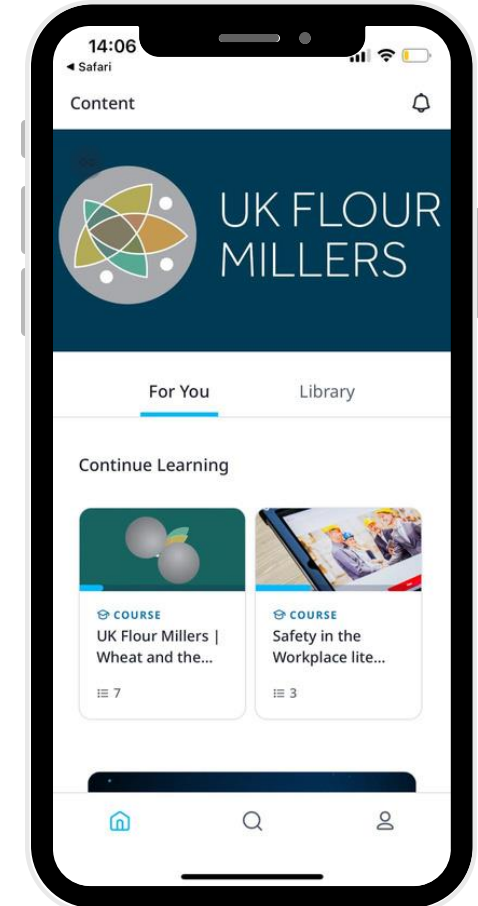
Introducing: Learning on the Go

- **Short, bite-sized lessons** to complement the in-depth training manuals.
- **Accessible anywhere** on your smartphone, tablet, or other smart devices.
- Designed for **maximum flexibility**—fit learning into your schedule, anytime, anywhere.

Accessing Learning Resources

New eLearning Resources

- Microlearning sessions come with **interactive quizzes** called "Brain Boosters" to test and reinforce your knowledge.
- Helps prepare you for **upcoming assessments** through short, targeted questions after each module.
- Provides **immediate feedback** to help you stay on track and focus on key areas.



Glossary: A One-Stop Resource

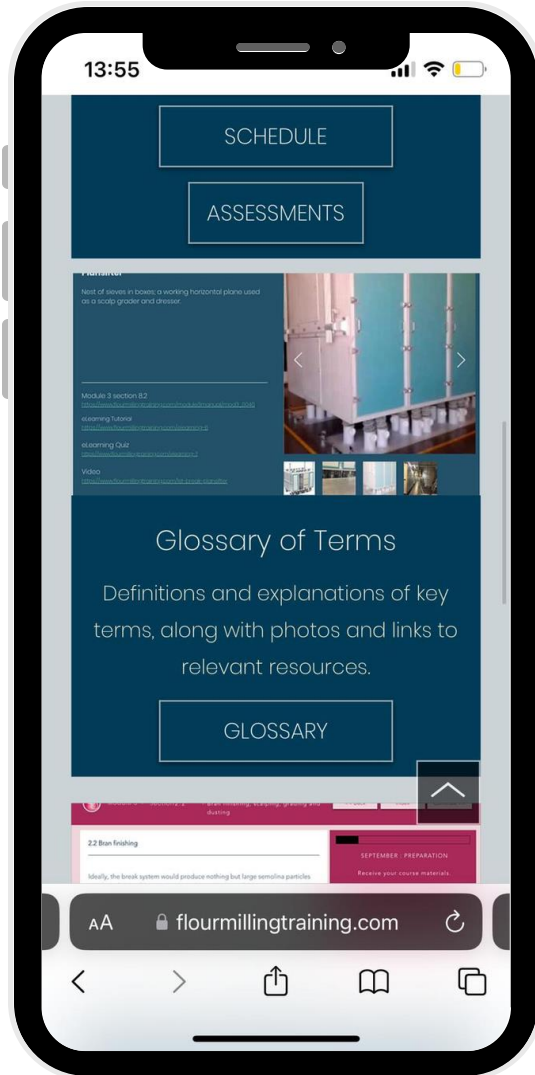
The Glossary brings all key resources together in one convenient place.

Simply use the drop-down menu to select a topic, and you'll access:

- **Definitions:** Clear explanations.
 - **E-learning resources:** Direct links to relevant modules.
 - **Videos and images:** Visual aids to support your learning.
 - **Manual references:** Links to where the topic is discussed in manuals.
- It's your go-to tool for quickly finding and exploring everything you need to succeed.

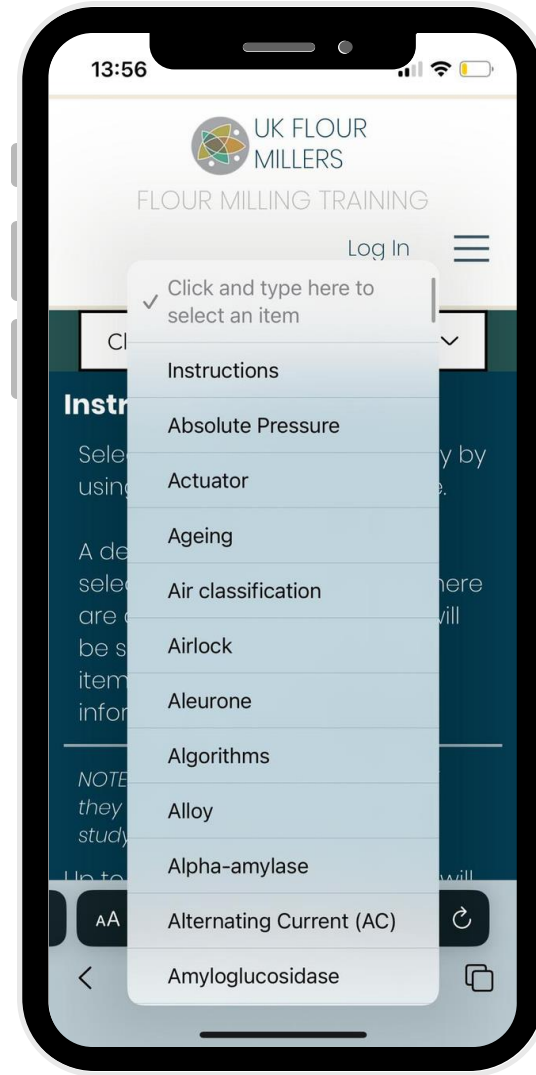
STEP ONE

Select Glossary



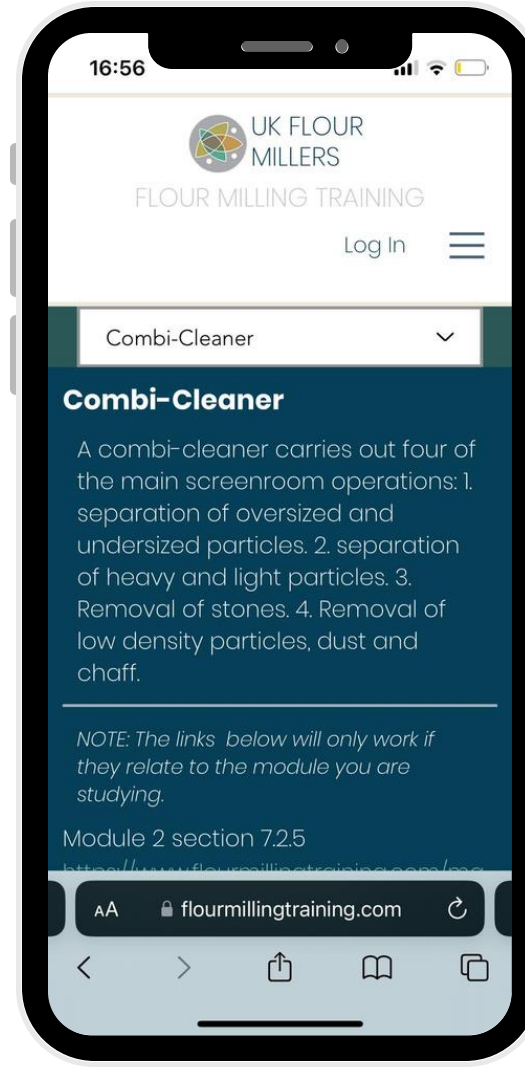
STEP TWO

Definitions



STEP THREE

Select Definition



STEP FOUR

Select resource



Your Assessments

Assessments can be completed on any device.

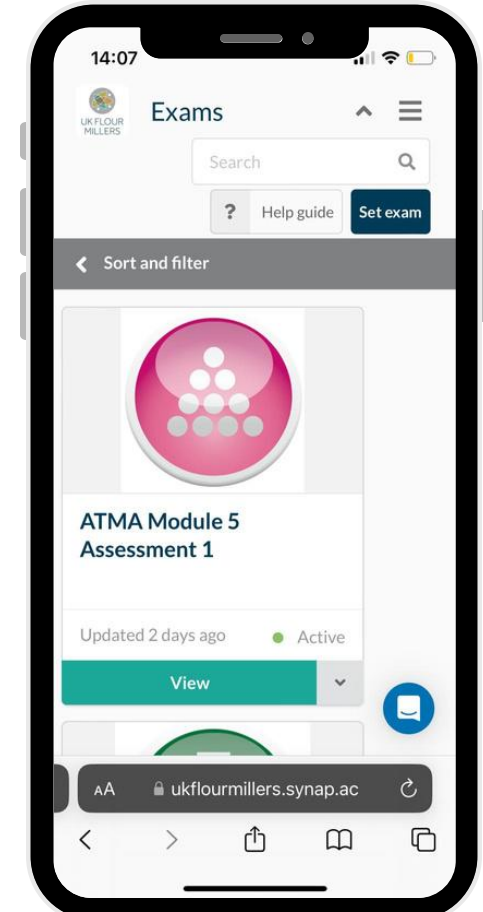
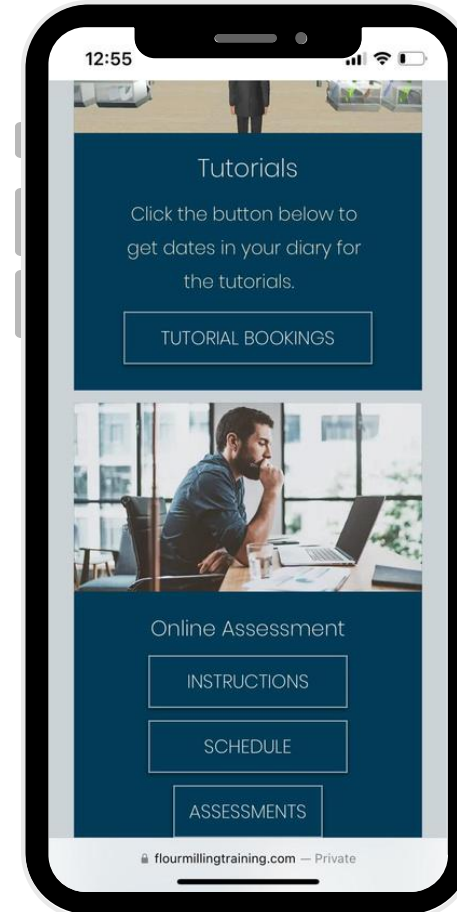
You can start and stop as needed—your progress will be saved automatically.

You can track your learning progress through E-learning and assessments.

Find out how your results compare to the rest of your team or the world!

Your mentors will now have access to your results and progress available at a touch of a button.*

*Mentors contact training@ukflourmillers.org if you would like support how to access and create reports of your team progress.





Tracking Your Progress

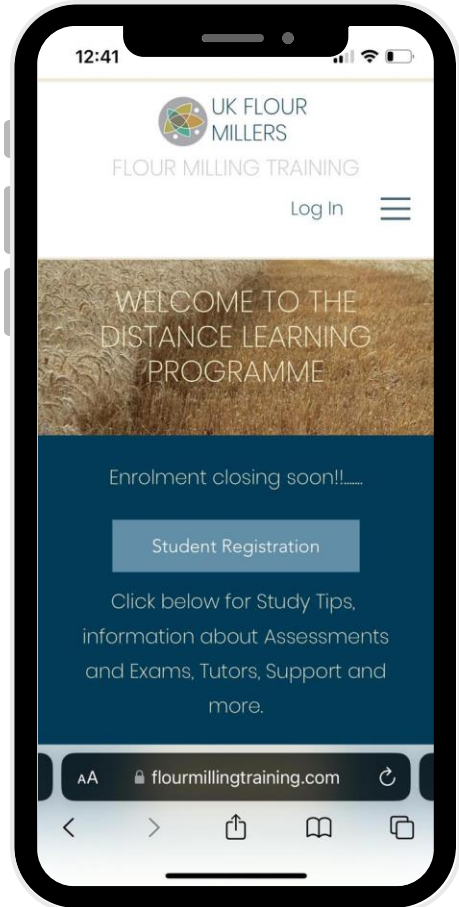
You can track your learning progress through E-learning and assessments.

Find out how your results compare to the rest of your team or the world!

Your mentors will now have access to your results and progress available at a touch of a button.*

*Mentors contact training@ukflourmillers.org if you would like support how to access and create reports of your team progress.

Thank You for Your Attention!



Your Success, Your Way: "Whether you're diving into interactive manuals, exploring eLearning modules, or fitting in microlearning sessions on the go, these resources are here to enhance your experience. Remember, it's all about **learning your way.**"

Next Steps:

- **Log in to your homepage** and explore the new features available to you.
- **Start organising your schedule**, accessing your manuals, or trying out a microlearning session today!



UK FLOUR
MILLERS

Need further support or guidance?

Contact:

support@ukflourmillers.org

training@ukflourmillers.org